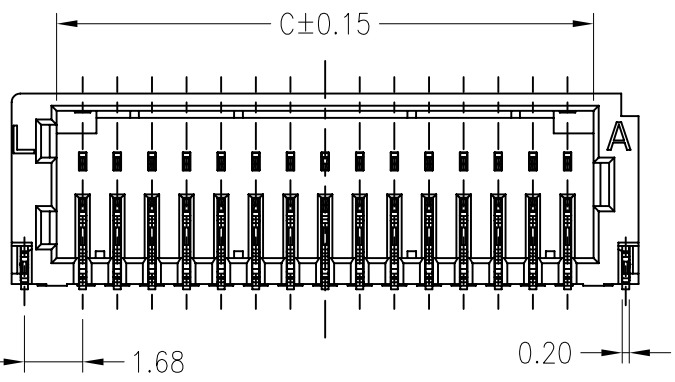
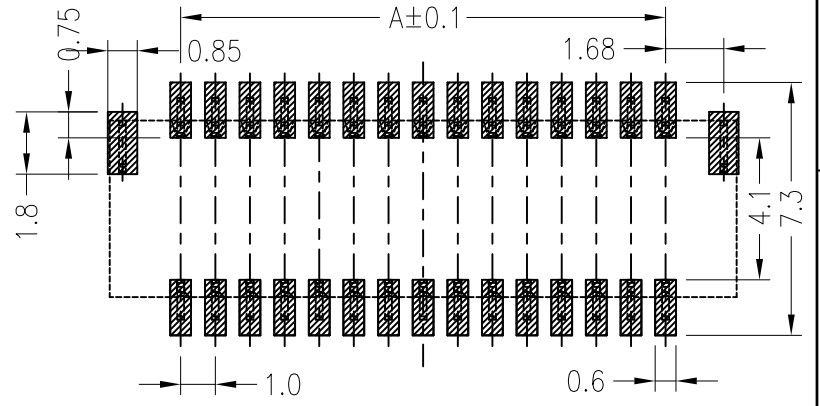
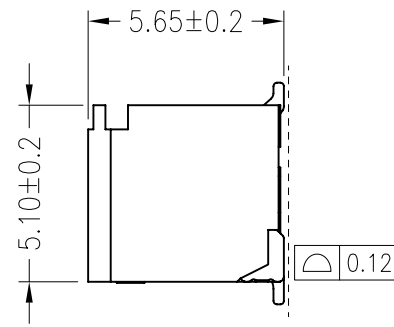
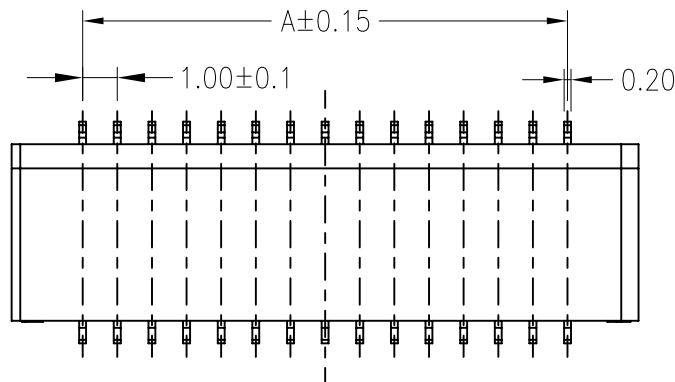


REV	DESCRIPTION	DESIGN	DATE
A0	NEW RELEASE	Lingqing	2019/07/08
A1	The number of the increase	Jianyin	2020/06/04

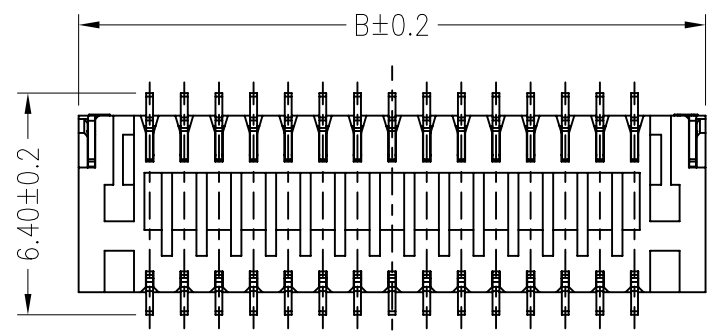
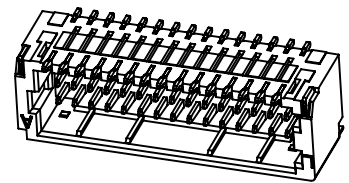
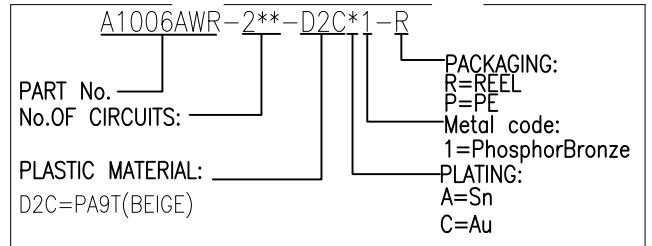


芯数	排列	A	B	C
10	2×5	4.0	8.1	5.5
12	2×6	5.0	9.1	6.5
14	2×7	6.0	10.1	7.5
16	2×8	7.0	11.1	8.5
18	2×9	8.0	12.1	9.5
20	2×10	9.0	13.1	10.5
30	2×15	14.0	18.1	15.5
40	2×20	19.0	23.1	20.5
50	2×25	24.0	28.1	25.5

Specifications:

- Poles: 10 to 50
- Contact resistance: ≤20mΩ
- Insulation resistance: ≥100MΩ
- Rated voltage: 50V AC DC
- Rated current: 1.0A AC DC (AWG#28)
- Withstand Voltage: 500V AC/minute
- Temperature Range: -25°C ~ +85°C
- Housing: PA9T UL94V-0, Natural (Beige)
- Contacts: Phosphor Bronze Au/Sn-plated
- Solder Tabs: Brass Sn-plated

ORDER INFORMATION:



JKUN 温州健坤接插件有限公司 WENZHOU JKUN CONNECTOR CO.,LTD.		TITLE: 1.0 Pitch Wafer 90° SMT	
GENERAL TOLERANCE		USE: CUSTOMER	PART NO.:
X. ±0.50	X. ±5°	APPD: Liuzhenling	A1006AWR-2**-D2C*1-R
X.X ±0.30	X.X ±2°	CHKD: Wangliang	DWG NO.:
X.XX ±0.20	X.XX ±1°	DR: Zenglingqing	JKUN-GCKH-0825
UNITS: mm		SCALE 1 : 1	SHEET 1 / 1